


ENTE PÚBLICO: FIDEICOMISO GARANTE DE LA ORQUESTA SINFÓNICA DE YUCATÁN
Resultados de Egresos - LDF
(PESOS)


| Concepto (b) | 2018 | 2019 | 2020 | 2021 | 2022 | 2023 |
|---|------------------------|------------------------|------------------------|------------------------|------------------------|------------------------|
| 1. Gasto No Etiquetado (1=A+B+C+D+E+F+G+H+I) | \$44,685,522.00 | \$44,621,342.00 | \$34,368,443.00 | \$29,446,556.40 | \$30,190,280.85 | \$33,997,124.33 |
| A. Servicios Personales | \$27,339,976.00 | \$27,502,233.00 | \$27,058,187.00 | \$24,895,486.40 | \$25,309,454.31 | \$26,187,749.74 |
| B. Materiales y Suministros | \$1,492,020.00 | \$1,123,278.00 | \$601,520.00 | \$448,983.29 | \$465,328.39 | \$694,927.65 |
| C. Servicios Generales | \$15,367,566.00 | \$15,617,634.00 | \$6,389,642.00 | \$4,023,470.11 | \$4,278,187.69 | \$6,971,213.21 |
| D. Transferencias, Asignaciones, Subsidios y Otras Ayudas | \$0.00 | \$0.00 | \$0.00 | \$0.00 | \$0.00 | \$0.00 |
| E. Bienes Muebles, Inmuebles e Intangibles | \$485,960.00 | \$378,197.00 | \$319,094.00 | \$78,616.60 | \$137,310.46 | \$143,233.73 |
| F. Inversión Pública | \$0.00 | \$0.00 | \$0.00 | \$0.00 | \$0.00 | \$0.00 |
| G. Inversiones Financieras y Otras Provisiones | \$0.00 | \$0.00 | \$0.00 | \$0.00 | \$0.00 | \$0.00 |
| H. Participaciones y Aportaciones | \$0.00 | \$0.00 | \$0.00 | \$0.00 | \$0.00 | \$0.00 |
| I. Deuda Pública | \$0.00 | \$0.00 | \$0.00 | \$0.00 | \$0.00 | \$0.00 |
| 2. Gasto Etiquetado (2=A+B+C+D+E+F+G+H+I) | \$0.00 | \$0.00 | \$0.00 | \$0.00 | \$0.00 | \$0.00 |
| A. Servicios Personales | \$0.00 | \$0.00 | \$0.00 | \$0.00 | \$0.00 | \$0.00 |
| B. Materiales y Suministros | \$0.00 | \$0.00 | \$0.00 | \$0.00 | \$0.00 | \$0.00 |
| C. Servicios Generales | \$0.00 | \$0.00 | \$0.00 | \$0.00 | \$0.00 | \$0.00 |
| D. Transferencias, Asignaciones, Subsidios y Otras Ayudas | \$0.00 | \$0.00 | \$0.00 | \$0.00 | \$0.00 | \$0.00 |
| E. Bienes Muebles, Inmuebles e Intangibles | \$0.00 | \$0.00 | \$0.00 | \$0.00 | \$0.00 | \$0.00 |
| F. Inversión Pública | \$0.00 | \$0.00 | \$0.00 | \$0.00 | \$0.00 | \$0.00 |
| G. Inversiones Financieras y Otras Provisiones | \$0.00 | \$0.00 | \$0.00 | \$0.00 | \$0.00 | \$0.00 |
| H. Participaciones y Aportaciones | \$0.00 | \$0.00 | \$0.00 | \$0.00 | \$0.00 | \$0.00 |
| I. Deuda Pública | \$0.00 | \$0.00 | \$0.00 | \$0.00 | \$0.00 | \$0.00 |
| 3. Total del Resultado de Egresos (3=1+2) | \$44,685,522.00 | \$44,621,342.00 | \$34,368,443.00 | \$29,446,556.40 | \$30,190,280.85 | \$33,997,124.33 |

Bajo protesta de decir verdad declaramos que los Estados Financieros y sus Notas son razonablemente correctos y son responsabilidad del emisor.


Elaboró


 C.P. José Hidalgo Zetina Espinosa
 Jefe del Depto. de Contabilidad

Autorizó


 C.P. Manuel Jesús González Cardeña
 Director de Administración y Finanzas

Visto Bueno


 C.P. Miguel Francisco Escobedo Novelo
 Director General